

SCHOTTEN TOTTENZTM



The day started out so calm. A log on the fire, haggis on the plates, then... BLAM! A muffled bang made the entire castle shake and knocked over your glass of single malt! Unacceptable! As usual, your neighbor has decided it's time for you to move out! Look at him down there, persistently attacking your wall. Seems like it's time to add a little oil to your relationship. The boiling variety seems appropriate!



Overview and Goal of the Game

Each turn, send one of your troops to the frontlines to create the strongest formations possible!

Depending on your side, defend or assault the Castle as best you can!

The smallest breach in the Wall

can be fatal. If the Attacker

successfully damages

4 different pieces of the

Wall or 1 piece twice, they

win the game. The Defender

wins if they successfully

defend the Castle until the

deck is empty, forcing the

Attacker to retreat.





Elements of the Game

60 Siege cards

Siege cards represent fighters who will attack or defend the Castle. **Each Siege card comes in one of 5 different colors and has a strength ranging from 0 to 11** (0 being the weakest).



11 Tactic cards (see variant p.14)

Tactic cards represent allies of your clan who will lend you a hand and reinforce your winning strategy. Each Tactic card has **a special ability** represented by a black symbol. They are played instead of a Siege card on your turn.



7 Wall tiles

Wall tiles represent the Castle under siege and are placed in a row. Each one shows a part of the Wall **in good repair on one side and damaged on the other**. At the bottom of each tile is **the combination and number of cards needed** to win the battle for this tile.



3 Oil Cauldron tokens

Oil Cauldron tokens belong to the player defending the Castle. Each allows **the player to remove 1 card played by the Attacker** from a Wall tile.



2 Player Aids

Player Aids remind players of the combinations needed for each Wall tile.

2 Figures

The Figures (the Cook and Chicken standees) help you remember who is the **Attacker** and who is the **Defender**.



1 A



4



4





Setup

- 1 Sit across from each other and choose one player to be the **Attacker** (who takes the Cook standee **B** to indicate their role). The other player is the **Defender** and takes the 3 Oil Cauldron tokens (and the Chicken standee **A**).
- 2 Place the 7 Wall tiles side-by-side with the **Undamaged side up** to make the Castle, in the order shown in the illustration. Orient it so the Attacker faces the outside of the Castle — the side showing the required card combinations.
- 3 Shuffle all of the Siege cards and make a face-down deck.
- 4 Each player draws 6 Siege cards to make their hand, which they keep secret from their opponent.



2



3



1 B



Gameplay

The Attacker takes the first turn. On your turn, play through these phases in order:

- ① Take a Preparation Action (optional)
- ② Play 1 Card
- ③ Draw 1 Card
- ⓧ Declare Control (Attacker only—optional)

① Take a Preparation Action (optional)



Retreat (**Attacker** only)

At the beginning of your turn, you can Retreat from the Wall tile(s) of your choice.

To do so, discard all of the cards from your side of the Castle played on the tiles you want to Retreat from.

Then proceed to **Play 1 Card**.



Throw an Oil Cauldron (**Defender** only)

At the beginning of your turn, you can throw an Oil Cauldron over the Wall.

To do so, discard the Attacker's card (Siege card or Tactic card) that is closest to the Wall tile of your choice, then return 1 Oil Cauldron token to the box. You can only throw 1 Oil Cauldron token per turn, up to a maximum of 3 times per game.

Then proceed to **Play 1 Card**.



② Play 1 Card

Choose a **card** from your hand and place it in front of a Wall tile, following these restrictions:

- The number of cards on your side of the Wall tile cannot exceed the **number required by the tile**. There is no strength requirement when playing a card. You can play any card in front of any tile as long as the maximum number of cards is respected.
- If this is the first card you are playing on a tile, place it right next to the tile. Any additional cards will be stacked on top of the previously played card, shifted slightly so that the strength and color of all cards are still visible.

Never change the order of the cards you've played; this could affect which cards are discarded by Oil Cauldrons.

CHICKEN VERSUS CHEF

If you play a 0 on a Wall tile that already has an 11 of the same color played on the other side of the tile, discard both cards (the 0 and 11 of the same color). Similarly, discard both cards when playing an 11 opposite a 0 of the same color. The card requirement must never be exceeded, even before discarding cards.

③ Draw 1 Card

Fill your hand by drawing the **top card from the deck**. After you have drawn (and possibly declared control — see the next page) your turn ends and your opponent begins their turn.

If you go to draw a card and the deck is empty, proceed to the **End of the Game**.

❌ **Declare Control** (Attacker only—optional)

At any time during their turn, the Attacker can declare control of any Wall tile(s) where they have a complete formation.

A formation is complete as soon as there are as many cards as rectangles drawn on the tile.

To declare control, the Attacker must prove that it is impossible for the Defender to complete a formation stronger than theirs. Two things can happen when the Attacker attempts to declare control:



There is a *complete formation* on both sides of the Wall tile:

Compare each formation as outlined on the following page to see which one is stronger.



The Defender does *not have a complete formation* but the Attacker does:

The Attacker must show, referencing only the cards already played and discarded during the game (and therefore known by both players), that **their formation cannot be beaten**, no matter which cards the Defender may play. The Attacker does not have to consider the 0 cards, 11 cards, or Cauldrons, which can all eliminate other cards.



Example: the Attacker can declare control.

COMPARING FORMATIONS

The requirements shown on a tile indicate which types of formations are evaluated when the Attacker declares control of this tile. If a formation does not match the required type, only the Sum of the cards' strengths in that formation is considered.

For details, see "Types of Formations" on the following pages.



All types of formations are considered.



Only "Sum" formations are considered.



Only "Same Strength" and "Sum" formations are considered.



Only "Color" and "Sum" formations are considered. A "Color Run" formation is treated like a "Sum" here.



Only "Run" and "Sum" formations are considered. A "Color Run" formation is treated like a "Sum" here.

The stronger formation type controls the tile.

If both formations are of the same type, the one with the higher sum has control. If the sums are also equal, the formation that was completed first has control.



Exception:

With this tile, the formation with the lower sum (-) will have control.

Note: Keep in mind that a stronger formation type that IS NOT considered will never take control over a weaker type of formation that IS considered (For example, if only “Color” and “Sum” are considered, then a “Same Strength” formation does not beat a “Color” formation).

If the Attacker successfully declares control of a Wall tile, flip the tile over to show its Damaged side. **If it is already on its Damaged side, or if you flip over a 4th tile, proceed to the End of the Game.**

Then, discard all of the cards played on both sides of the Wall tile: new formations can now be played there. (If the Attacker did not successfully declare control, nothing happens.)



DISCARDING CARDS

When discarding cards (whatever the cause may be), place them face up to the side so that both players can see them. Sort them by color so you can easily see which cards have already been discarded.

Types of Formations

Described below are the types of formations you can play on Wall tiles, from strongest to weakest.

Color-Run

Cards of the **same color with consecutive strengths**. They can be played in any order. For example, “2, 1, 3” is a valid run.



Same Strength

Cards with the **same strength**.



Color

Cards of the **same color**.



Run

Card with **consecutive strengths** in any colors. They can be played in any order.



Sum

Any combination of cards.




Examples



The Attacker has played the strongest possible formation on the gate: two cards of the same color with consecutive strengths, with the maximum sum of 21. The Defender could match this formation, but they would still lose the tie since their formation would be completed after the Attacker's. The Attacker declares control here.

The Wall tile with the gate has been damaged. The Attacker has created a new formation. Although they played 4 cards with consecutive strengths, this formation type is not taken into consideration here, since the damaged gate requires the lower sum of strengths. The Attacker has a total of 6 while the Defender has 5. As long as two 0 cards are still currently available, control cannot be declared here.






The Attacker has played three cards of the same color. With a low total of only 14, they give the Defender a false sense of security: the Defender attempts to build a “Same Color” formation with a higher total. Just before the Defender can complete such a formation, the Attacker now retreats and discards the cards they played. The Defender is now stuck with their cards.



...leaving the Defender at the mercy of any formation stronger than three cards of the same color.

After the Attacker adds two 1^s to this Wall, the Defender is afraid of them adding a third 1, which would allow the Attacker to declare control. The Defender decides to use an Oil Cauldron to discard the Attacker’s first 1. Since there is only a single 1 on the opposing side, the immediate danger has been quelled. To declare control, it may be more prudent for the Attacker to retreat again to have more chances to put a new formation in place, even though it will take a few turns.





End of the Game

The Attacker wins the game if they declare control of a Damaged Wall tile, or if they damage a 4th Wall tile.

When a player ends their turn by drawing a Siege card but the deck is empty, the game ends immediately. The Defender wins the game. The Defender can also win the game if they cannot play any Siege cards because **all formations on their side of the Wall are complete**.

Revenge?

To reveal the true winner, we recommend playing two games back to back, exchanging roles. If the same player wins each time, they are the undisputed champion.

If both players win a game, refer to the following to determine the player whose victory is more impressive:

- If both players win as the Attacker, the player who won with more cards left in the deck is the ultimate winner.
- If both players win as the Defender, the player with more Wall tiles in good repair plus unused Oil Cauldron tokens is the ultimate winner.

In case of a tie, play a rematch to determine the winner!





Tactical Variant

For this variant, play with the normal rules but make the following changes:

Setup

Shuffle all of the Tactic cards to make a deck, then place it next to the Siege deck. Each player begins with 7 Siege cards instead of the normal 6.

Gameplay

When you draw up to 7 cards, you choose which deck to draw from. If the Tactic card deck is empty, you cannot draw from it any more, but the game continues.

Tactic Cards

You can have as many cards of either type in your hand, up to 7 in total. When you play a card from your hand, you can choose whether to play a Siege or Tactic card.

You can only play one Tactic card more than your opponent.

Example

Your opponent has played a single Tactic card during the game. You have played two, which is one more than your opponent. You cannot play another Tactic card until they play their second Tactic card.



Each Tactic card has a special ability:



ELITE TROOPS

These cards are played like Siege cards.



Joker (x2): This card is wild and takes the color and strength of your choice when the Attacker declares control.



Spy: This card has a value of 10. It takes the color of your choice when the Attacker declares control.



Shield: This card is wild and takes the color and strength of your choice (either 1, 2, or 3) when the Attacker declares control.



ACTIONS

These cards are discarded immediately after they are played. Keep them on your side of the table to track the number of Tactic cards played.



Redeployment: Choose any card on your side of the Wall and either move it to a different Wall tile on your side or discard it.





Recruitment: Choose a discarded card and play it on your side of a Wall tile.





Desertion: Choose a card played on your opponent's side of the Wall and discard it.



 **Treason:** Choose a card played on your opponent's side of the Wall and play it on your side.

 **Explosion:** Discard all cards on both sides of a Wall tile of your choice.

 **Support:** Choose two discarded cards and shuffle them into the deck. You cannot play Support if there are no cards or only one card in the discard.

 **Exchange:** Each player chooses three cards from their hand and exchanges them with each other.



CRÉDITS

Designer: **Reiner Knizia**

Illustrations: **Djib**

Project Manager: **Ludovic Papaïs**

Line Manager: **Ludovic Papaïs**

Graphic Design: **Lenaïg Bourgoin**

Rules Editor: **Xavier Taverne**

Translation: **Danni Loe**

English Revision: **William Niebling**

Stephen Vargo and Stephan Brissaud

© 2020 Dr. Reiner Knizia.

All rights reserved

©2020 - 2021 IELLO. IELLO, Schotten Totten 2 and their logos are trademarks of IELLO USA LLC under permission from IELLO.

Contact for North America: IELLO USA LLC,
81 David Love Pl. Suite 107, Santa Barbara,
CA 93117 USA. Phone +1 (702) 818-1789.
info@iellologames.com - www.iellousa.com

Contact for Europe: IELLO
9 avenue des Érables, lot 341
54180 HEILLECOURT France
www.iello.com

Jeu en anglais. Importé au Canada
par IELLO USA Corp.

FOLLOW US ON

